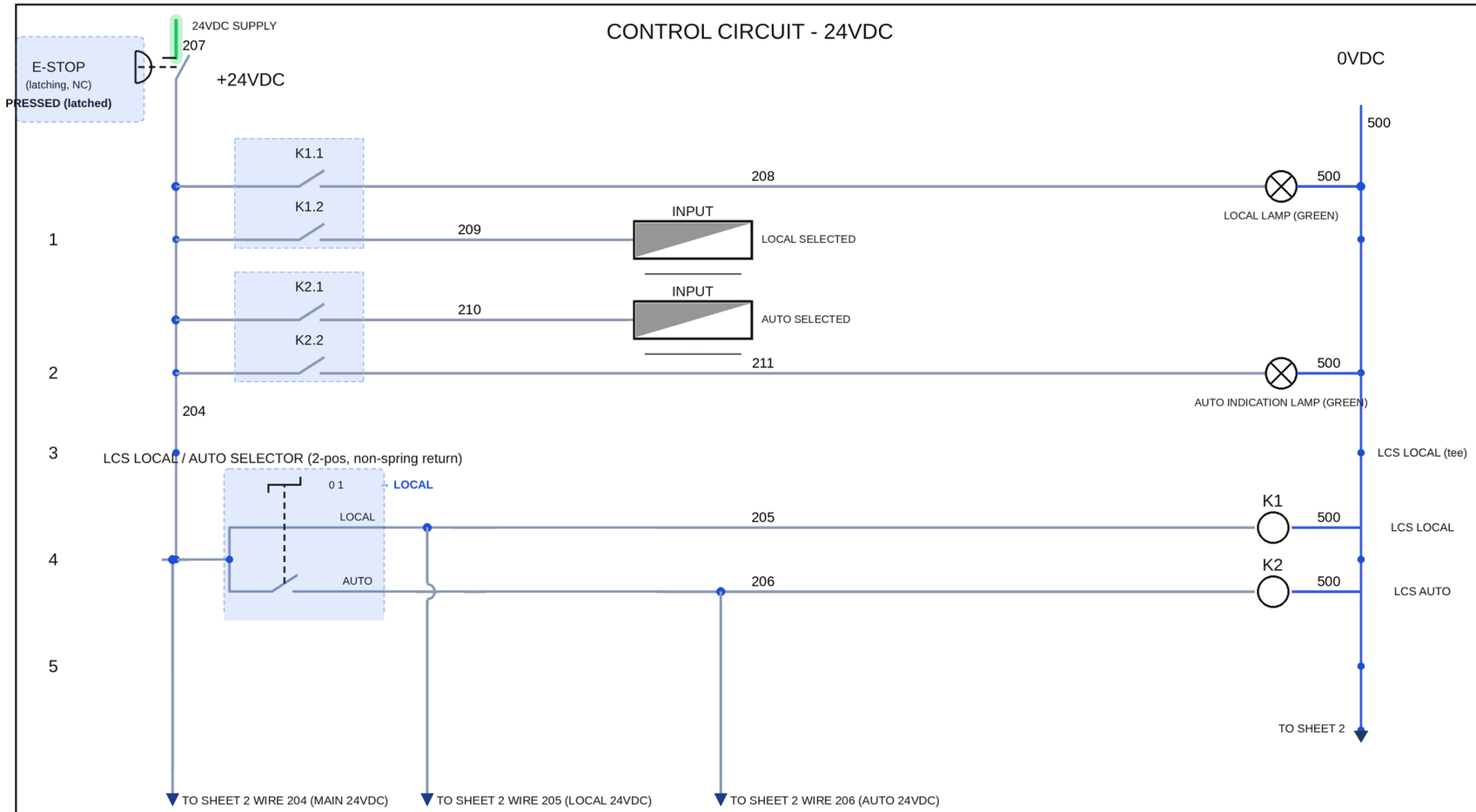

PLC I/O LIST

TYPE	DESCRIPTION	WIRE / LINE	PLC ADDRESS
INPUT	LOCAL SELECTED (K1.2 – LCS LOCAL)	209 / LINE 1	
INPUT	AUTO SELECTED (K2.1 – LCS AUTO)	210 / LINE 2	

MEEKA PLC – AB CompactLogix 5380 (5069-L330ER)

0 CPU	Slot 1	Slot 2	Slot 3	Slot 4	Slot 5	Slot 6
5069-L330ER	5069-IB16	5069-IB16	5069-OB16	5069-IF8	5069-IF8	5069-OF8

Slot order from site photos. DIs on slot 1 IB16, DOs on slot 3 OB16 (assumed) – ? point numbers until I/O list confirmed.

PLC ALLOCATIONS – TO COME

(awaiting PLC allocation sheet)

NOTES: Redrawn from hand sketch (photo, Rev A). Contact cross-refs /n = rung number. Items in RED with "?" could not be confirmed from the sketch - CHECK before wiring. Symbols updated to IEC 60617 (AS/NZS). Not for construction.

RDH Electrical / Rock Volt

TEREX Panel – Motor Start – AUTO/LOCAL (LCS)

Ore Sorter, Meeka - control schematic, 24VDC control · SHEET 1: AUTO/LOCAL (LCS)

ROCK VOLT THE POWER OF MINING

CHECKED: Terex Engineer

NAME: _____

SIGN: _____

DATE: _____

DRAWN: Nina Voss

DATE: 14/10/26

SHEET: 1 of 6

SIZE: A3

DWG: Terex_Motor_Start_Rewire_Sht1_LCS

REV Z

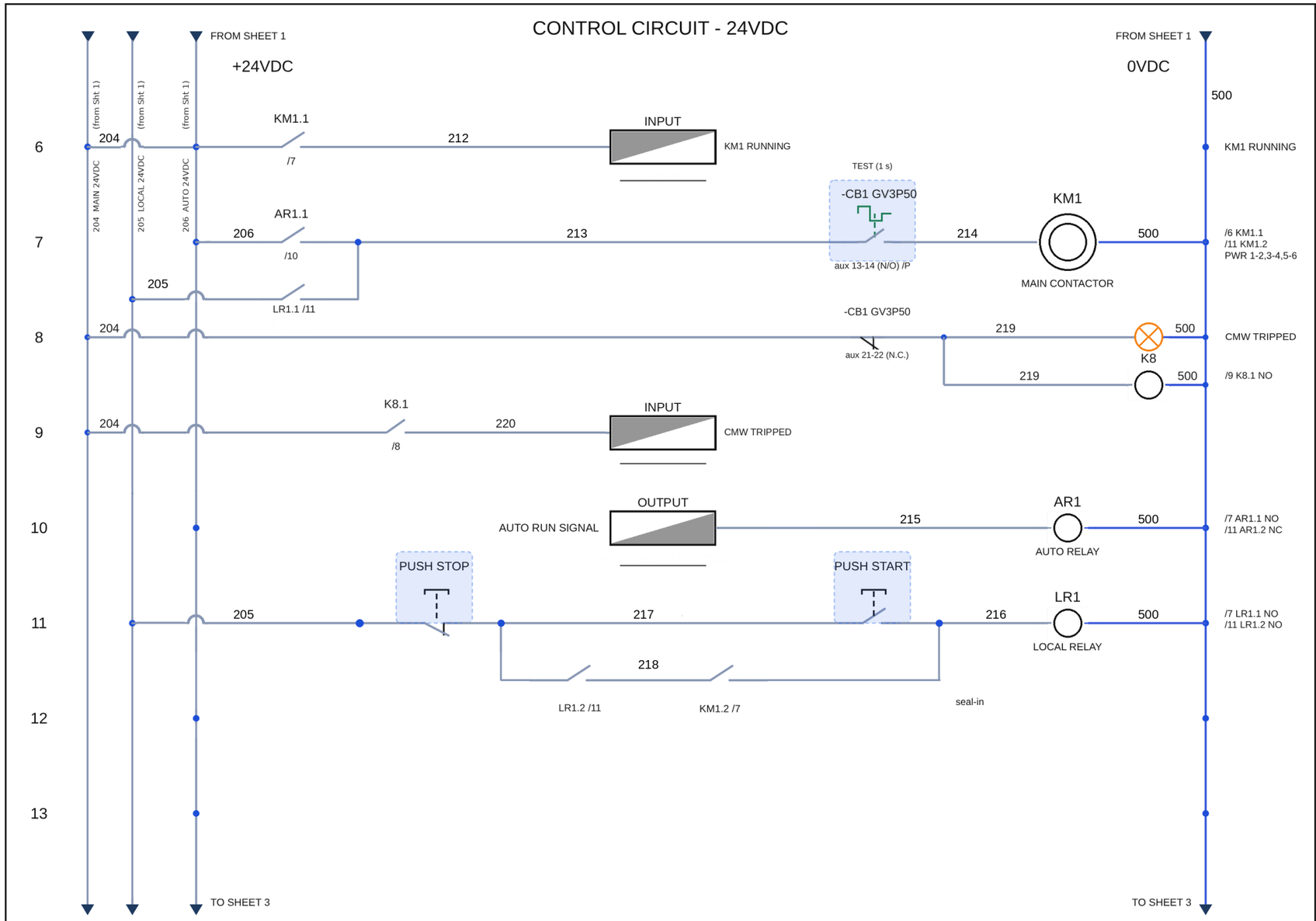

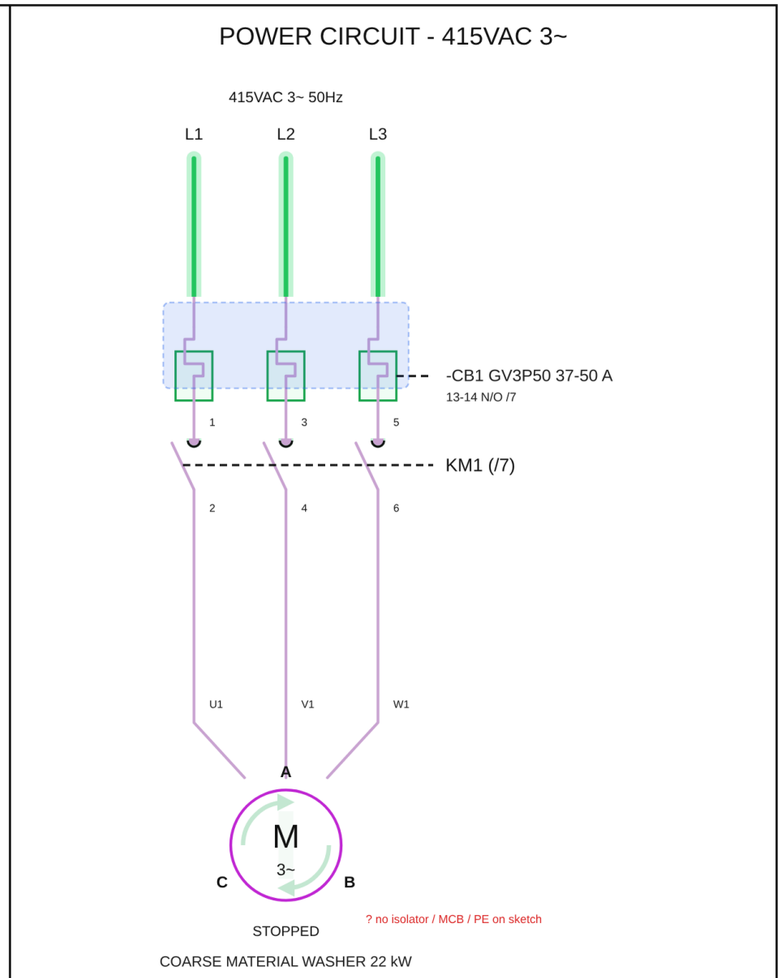

PLC I/O LIST

TYPE	DESCRIPTION	WIRE / LINE	PLC ADDRESS
INPUT	KM1 RUNNING (KM1.1)	212 / LINE 6	
INPUT	CMW TRIPPED (K8.1)	220 / LINE 9	
OUTPUT	AUTO RUN SIGNAL (to AR1 AUTO RELAY)	215 / LINE 10	

NOTES: Redrawn from hand sketch (photo, Rev A). Contact cross-refs /n = line number. Items in RED with "?" could not be confirmed from the sketch - CHECK before wiring. Symbols updated to IEC 60617 (AS/NZS). Not for construction.

RDH Electrical / Rock Volt

TEREX Panel – Motor Start – KM1

Ore Sorter, Meeka - control & power schematic, 24VDC control / 415VAC 3~ power · SHEET 2: KM1

CHECKED: Terex Engineer

NAME: _____

SIGN: _____

DATE: _____

DRAWN: Nina Voss

DATE: 14/10/26

SHEET: 2 of 6

SIZE: A3

DWG: Terex_Motor_Start_Rewire_Sht2_KM1

REV AE